




























CREATIVE COLOUR SELECTIONS

				
Lite Mocha	Brazil Nut	Chestnut	Burgundy	Black
				
Sahara	Chocolate	Latte	Brick Red	Charcoal
				
Desert Sand	Sandstone	Merino	Dark Terracotta	Gun Metal
				
Sandy Beige	Coffee	Silver Sands	Light Terracotta	Bluestone
				
White	Forest Floor	Pearl Lustre	Caramel	French Grey

DT COLOUR RANGE

Please Note: The range of stocked colours will vary by location so please contact your nearest store for the range of colours available.

				
Barley	Coffee Brown	Chestnut	Burgundy	Black
				
Sand	Bronze	Lite Mocha	Brick Red	Charcoal
				
Vintage Buff	Sahara Sand	Latte	Terracotta	Bluestone
				
Beige	Cinnamon	Nutmeg	Marigold	Grey
				
Apricot	Forest Floor	Blushing Rose	Light Terracotta	Blue Gum
				
Cream				White

CP COLOUR RANGE

R Indicates colour available as Release Agent (secondary colour) for the stampcrete system **S** Indicates colour available as Coloured Sealer

PRECAUTIONS AND LIMITATIONS - Colours shown on this chart are to be used as a guide only. Colours illustrated are reproduced as closely as modern printing techniques allow. Brochures and display pavements are intended as an indication only. As the ingredients within this product are derived from natural sources, colours may vary from batch to batch. Variations in colour and shading may also occur depending on the job conditions, chosen texture and finishing practices employed by your concrete contractor.